



### District Report Card: 2017


<b>State:</b> Gujarat	<b>District:</b> Valsad
<b>Class:</b> 8	<b>Subject:</b> Language
<b>Schools:</b> 51	<b>Students:</b> 1328


### Participation/Coverage


#### Students

<div>GENDER</div> <div></div>	Boys				Girls			
	Number		%		Number		%	
	625		47.06		703		52.94	

<div>AREA</div> <div></div>	Rural				Urban			
	Number		%		Number		%	
	1174		88.40		154		11.60	

<div>CATEGORY</div> <div></div>	SC		ST		OBC		GEN	
	Number	%	Number	%	Number	%	Number	%
	19	1.43	976	73.49	232	17.47	101	7.61

<div>CWSN</div> <div></div>	LD	VI	HI	S&LD	ID	Oth
	1	2	0	0	2	10

<div>Management</div> <div></div>	Government			Government-aided		
	Number		%	Number		%
	1242		93.52	86		6.48

### Average Performance of Students in Language (%)

Overall	Gender		Area		Management		Social Group			
	Male	Female	Rural	Urban	Govt.	Aided	SC	ST	OBC	GEN
66.09	61.60	70.08	66.32	64.33	65.89	68.99	74.74	63.31	75.03	70.76

## Performance on Learning Outcomes (LOs)

Learning Outcomes	Description	Average Performance(%)
L813	Read textual/non-textual materials with comprehension and identifies the details, characters, main idea and sequence of ideas and events while reading	66.09

Range of Performance of Students who Answered Correctly							
Below 30%		30% - 50%		50% - 75%		Above 75%	
Number	%	Number	%	Number	%	Number	%
114	8.58	185	13.93	536	40.36	493	37.12

## Lowest Performing Learning Outcomes (LOs)

1 - Read textual/non-textual materials with comprehension and identifies the details, characters, main idea and sequence of ideas and events while reading (66.09)